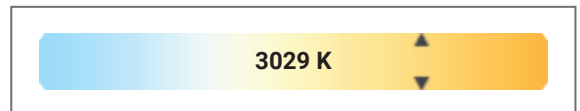
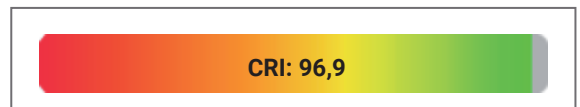


# Neo Zoom 3000K 95 CRI @ 600 mA

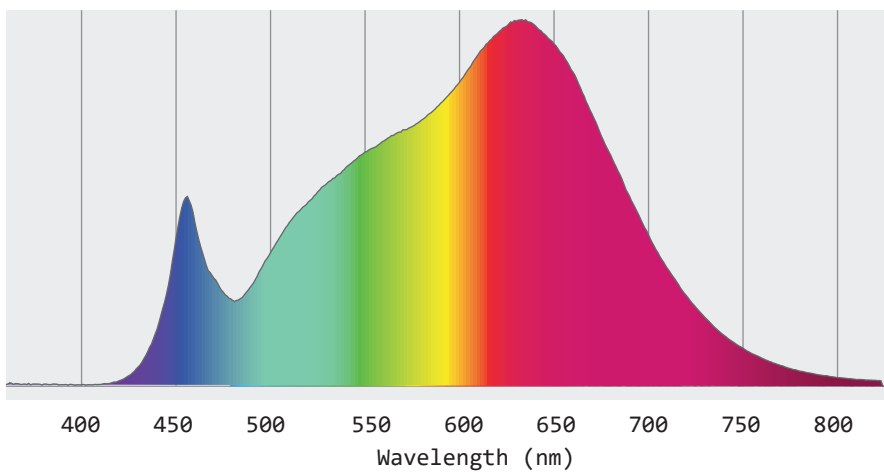
Applies to following luminaires:

- NEOZ30C-AL-\*
- NEOZ30C-AHX-\*
- NEOZ30C-AHD-\*
- NEOZ30C-AHC-\*
- NEOZ30C-CCS-\*



Color fidelity TM-30-15 Rf	93,5
Color Gamut TM-30-15 Rg	99,8
Color quality scale CQS	94,1
Color diviation from black body $\Delta uv$	0,0004
Red component CRI R9	85,8

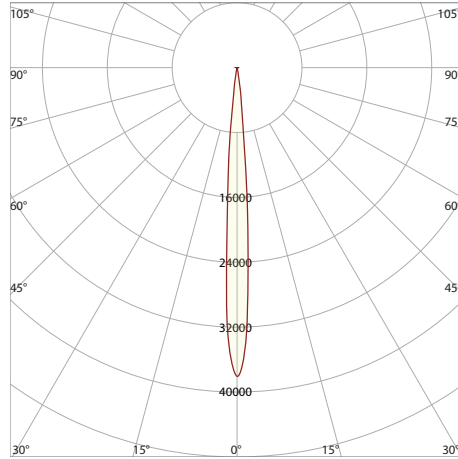
## Light spectrum



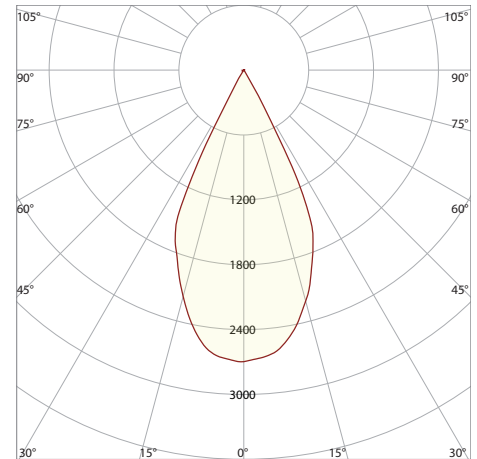
## Cone Diagram

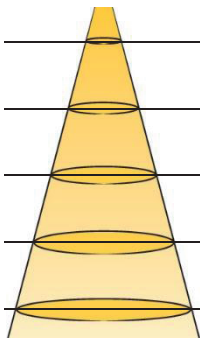
Cone diagram gives the lux output from different distances, with a specific beam angle.

### Narrowest Beam Angle



### Widest Beam Angle



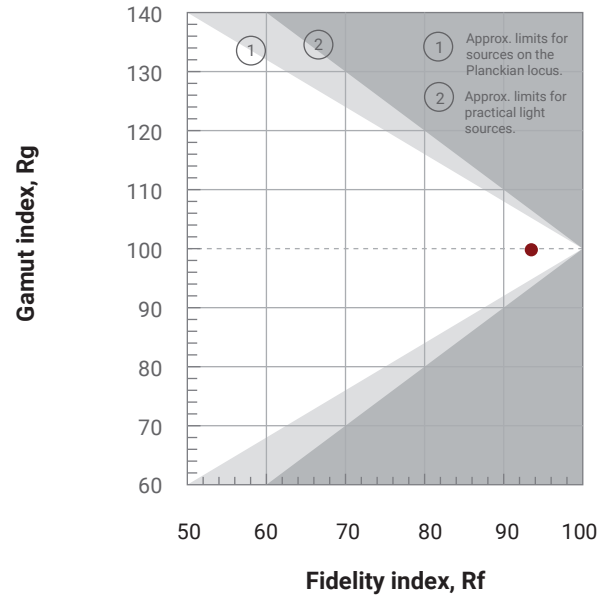
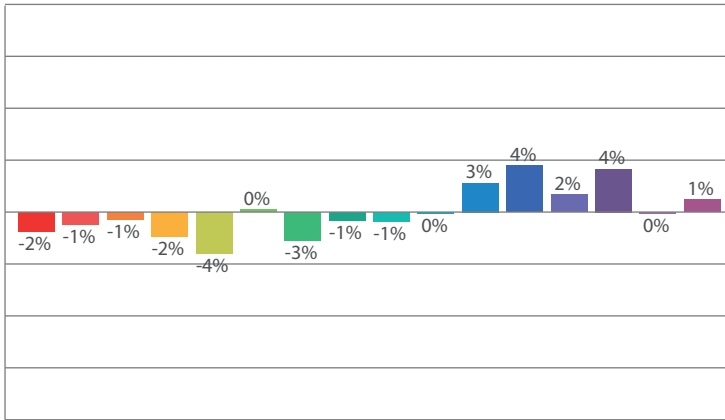
Cut off Angle <b>19,4°</b> Field angle 10% <b>14,5°</b> Beam angle 50% <b>7,9°</b>			Cut off Angle <b>62,4°</b> Field angle 10% <b>58,7°</b> Beam angle 50% <b>49,6°</b>		
	Distance	Ø	lux	Ø	lux
	1	0,1	37960	0,9	2693
	2	0,3	9490	1,9	673
	3	0,4	4218	2,8	299
	4	0,6	2373	3,7	168
	5	0,7	1518	4,6	108
Lumen output: <b>913 lm</b> Light efficiency: <b>43 lm/W</b> Peak candela: <b>38046 cd</b>			Lumen output: <b>1389 lm</b> Light efficiency: <b>65 lm/W</b> Peak candela: <b>2697 cd</b>		

From the diagram above, at **19,4°** you will note that at 2m distance from the luminaire you have a lux level of **9490** and the coverage area is **0,3 m/diameter**.

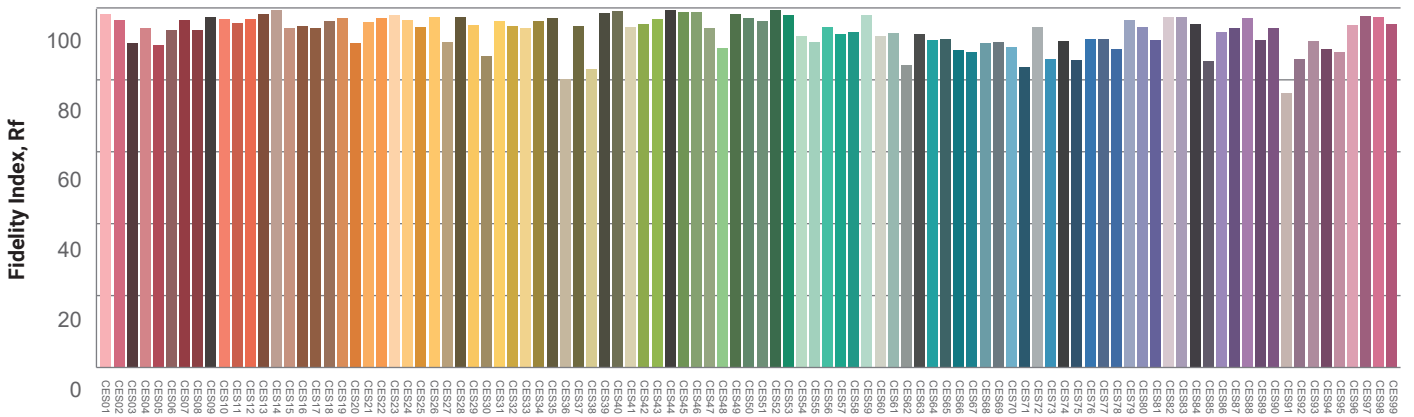
### TM30 details

**Rf 93,5**  
Fidelity index Rf

**Rg 99,8**  
Gammut index Rg



### Color Fidelity Sample




### Color Distortion Graphic



Black areas within the white circle indicates desaturation.

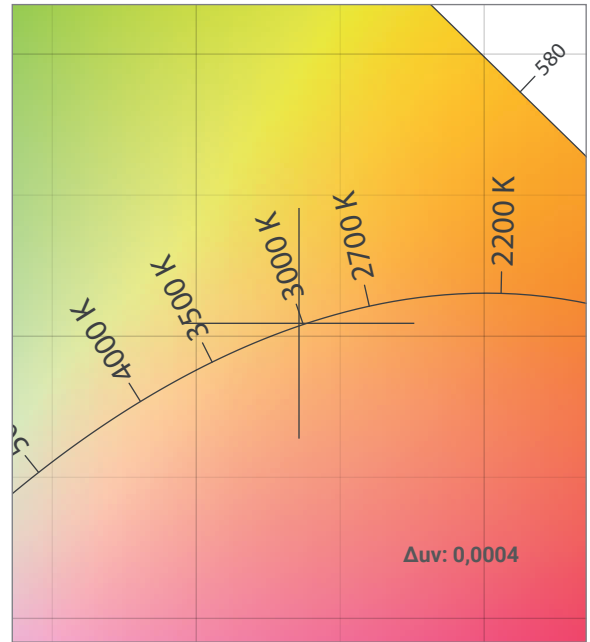
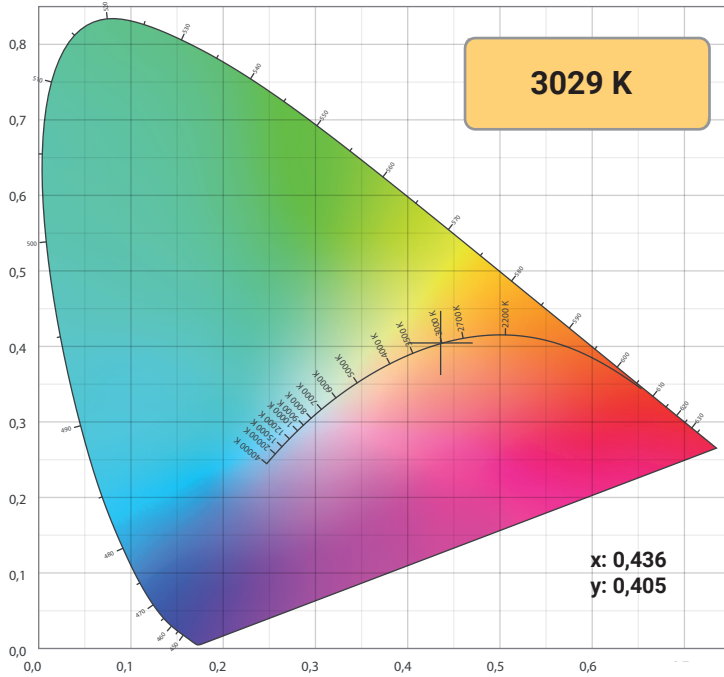
### Color Vector Graphic



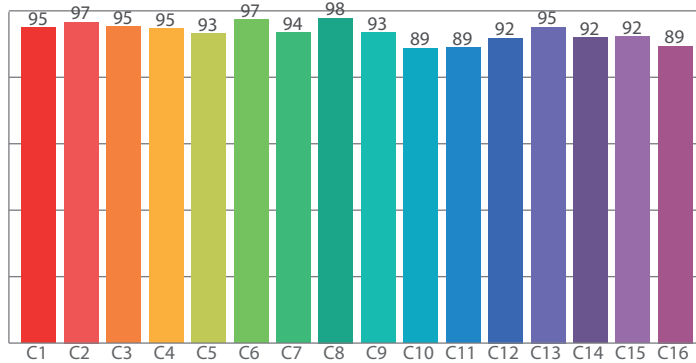
The arrows show how colors are distorted from their natural colors which lie on the white circle.

## Color details

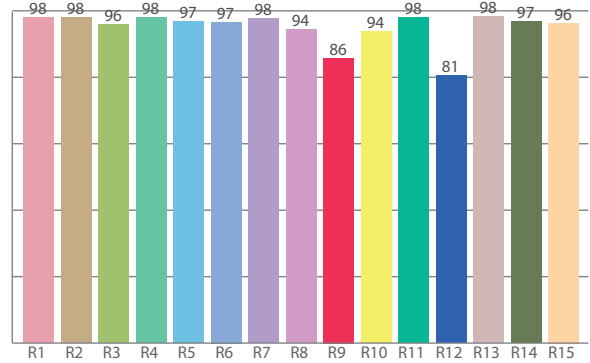
### CIE 1931



### TM30: 93,5



### CRI: 96,9



#### CRI R values, only R1-R8 are used to calculate final CRI value

R1	R2	R3	R4	R5	R6	R7	R8	R9	R10	R11	R12	R13	R14	R15
98,0	98,1	95,9	97,9	96,8	96,7	97,6	94,3	85,8	93,7	98,0	80,6	98,2	96,8	96,3

#### TM30 C values, 16 binned values out of total of 99 C values

C1	C2	C3	C4	C5	C6	C7	C8	C9	C10	C11	C12	C13	C14	C15	C16
94,9	96,6	95,3	94,7	93,2	97,3	93,6	97,8	93,4	88,8	88,9	91,8	95,1	92,1	92,2	89,4

#### CQS Q values

Q1	Q2	Q3	Q4	Q5	Q6	Q7	Q8	Q9	Q10	Q11	Q12	Q13	Q14	Q15
93,1	96,8	90,3	90,0	93,2	95,2	94,5	95,9	96,9	95,9	96,2	96,8	97,2	94,7	94,4

### CQS: 94,1

